



ZIMMER+ROHDE








## Product data sheet

CENTRAL PARK TOILE will stop you in your tracks! Attention to detail is poured into every stitch of this embroidered adaptation of an original pen and paper drawing. We used a very fine, short embroidery stitch technique on a linen and cotton base cloth to recreate classic Central Park scenes. Vignettes include Bethesda Fountain, Belvedere Castle, a view from the reservoir of the luxury San Remo apartment, a paddle boat from the famed Boathouse and of course New York's iconic tree-lined Central Park Mall. Available in four colours, this toile is truly one of a kind.

Travers

## Central Park Toile

ARTICLENUMBER	44165998
COLLECTION	Central Park
NUMBER OF COLORS	3
CATEGORY	Fabrics
MOTIVE	-
FABRIC WIDTH	145 cm
EFFECTIVE WIDTH	130 cm
WEIGHT	241 g/m <sup>2</sup>
MATERIAL	60% Cotton, 40% Flax (linen) Embroidery: 100% Polyester
MARTINDALE	-
CARE INSTRUCTIONS	    
ADDITIONAL INFORMATION	-
PROPERTIES / USAGE	-
ACOUSTIC PROTECTION	-
LIGHT FASTNESS (EN ISO 105-B02)	5
DYEING METHOD	piece dyed
PILLING (EN ISO 12945-2)	-
RAPPORTWIDTH	-
RAPPORTHEIGHT	76 cm
MANUFACTURING METHOD	-